



# 2022 Round 5 : August 5 - 7 Morgan Park Raceway



ASBK.COM.AU f t i y

## bLU cRU OCEANIA JUNIOR CUP Qualifying 1

Date: 06/08/22  
Event: Q04  
Weather: Mostly cloudy - Temp: 16.1C  
Track: Mostly dry - Temp: 25.9C

Started at: 11:27:06  
Laps: 20 Min  
Starters: 19  
Printed at: 14:04

### PROVISIONAL CLASSIFICATION


Pos	No	Name	Machine	Fastest Lap	On Lap	Behind Leader	Behind Prev	Top Speed
1	14	Harrison WATTS (QLD) / bLU cRU Yamaha / FIM Oceania / MA / Ricondi / Yamalube / Dunlop / Shark Helmets	Yamaha YZF-R15	1:36.864	10 of 13			129
2	41	Hudson THOMPSON (NSW) / bLU cRU Yamaha / FIM Oceania / MA / Ricondi / Yamalube / Dunlop / Shark Helmets	Yamaha YZF-R15	1:37.728	12 of 13	.864	.864	126
3	74	Bodie PAIGE (QLD) / bLU cRU Yamaha / FIM Oceania / MA / Ricondi / Yamalube / Dunlop / Shark Helmets	Yamaha YZF-R15	1:37.796	8 of 13	.932	.068	128
4	80	Cameron RENDE (SA) / bLU cRU Yamaha / FIM Oceania / MA / Ricondi / Yamalube / Dunlop / Shark Helmets	Yamaha YZF-R15	1:38.056	11 of 13	1.192	.260	127
5	13	Marcus HAMOD (NSW) / bLU cRU Yamaha / FIM Oceania / MA / Ricondi / Yamalube / Dunlop / Shark Helmets	Yamaha YZF-R15	1:39.020	10 of 13	2.156	.964	122
6	72	Levi RUSSO (NSW) / bLU cRU Yamaha / FIM Oceania / MA / Ricondi / Yamalube / Dunlop / Shark Helmets	Yamaha YZF-R15	1:39.131	9 of 13	2.267	.111	124
7	68	Ryan LARKIN (VIC) / bLU cRU Yamaha / FIM Oceania / MA / Ricondi / Yamalube / Dunlop / Shark Helmets	Yamaha YZF-R15	1:39.239	8 of 13	2.375	.108	128
8	34	Teerin FLEMING (VIC) / bLU cRU Yamaha / FIM Oceania / MA / Ricondi / Yamalube / Dunlop / Shark Helmets	Yamaha YZF-R15	1:39.609	5 of 13	2.745	.370	125
9	37	Alexander CODEY (NSW) / bLU cRU Yamaha / FIM Oceania / MA / Ricondi / Yamalube / Dunlop / Shark Helmets	Yamaha YZF-R15	1:40.395	10 of 13	3.531	.786	124
10	61	Ella McCausland (VIC) / bLU cRU Yamaha / FIM Oceania / MA / Ricondi / Yamalube / Dunlop / Shark Helmets	Yamaha YZF-R15	1:40.993	11 of 12	4.129	.598	122
11	40	Hunter CORNEY (QLD) / bLU cRU Yamaha / FIM Oceania / MA / Ricondi / Yamalube / Dunlop / Shark Helmets	Yamaha YZF-R15	1:41.098	12 of 13	4.234	.105	123
12	7	Sam DRANE (NSW) / bLU cRU Yamaha / FIM Oceania / MA / Ricondi / Yamalube / Dunlop / Shark Helmets	Yamaha YZF-R15	1:41.693	12 of 13	4.829	.595	124
13	48	Valentino KNEZOVIC (NSW) / bLU cRU Yamaha / FIM Oceania / MA / Ricondi / Yamalube / Dunlop / Shark Helmets	Yamaha YZF-R15	1:41.725	10 of 13	4.861	.032	120
14	88	Abbie CAMERON (WA) / bLU cRU Yamaha / FIM Oceania / MA / Ricondi / Yamalube / Dunlop / Shark Helmets	Yamaha YZF-R15	1:42.051	10 of 13	5.187	.326	120
15	18	Elijah ANDREW (NSW) / bLU cRU Yamaha / FIM Oceania / MA / Ricondi / Yamalube / Dunlop / Shark Helmets	Yamaha YZF-R15	1:42.847	11 of 13	5.983	.796	121
16	46	William HUNT (NSW) / bLU cRU Yamaha / FIM Oceania / MA / Ricondi / Yamalube / Dunlop / Shark Helmets	Yamaha YZF-R15	1:43.587	12 of 13	6.723	.740	120
17	27	Toby JAMES (VIC) / bLU cRU Yamaha / FIM Oceania / MA / Ricondi / Yamalube / Dunlop / Shark Helmets	Yamaha YZF-R15	1:43.607	10 of 13	6.743	.020	118
18	43	John PELGRAVE (QLD) / bLU cRU Yamaha / FIM Oceania / MA / Ricondi / Yamalube / Dunlop / Shark Helmets	Yamaha YZF-R15	1:47.589	11 of 12	10.725	3.982	119
19	99	Nixon FROST (VIC) / bLU cRU Yamaha / FIM Oceania / MA / Ricondi / Yamalube / Dunlop / Shark Helmets	Yamaha YZF-R15	1:47.667	11 of 12	10.803	.078	121

New qualifying record for OJC class - Previous: 1:37.752 by Angus GRENFELL (VIC) on a Yamaha YZF-R15 set on 06/07/19

\*\*\* Indicative qualifying time - 1:48.488 \*\*\*

The results are provisional until the end of the time limit for protests and appeals.

  
Chief Timekeeper - Scott Lain

  
Race Director - Tom Williams



www.computime.com.au  
COMPUTIME RACE TIMING SYSTEMS PTY LTD





# Round 5 : August 5 - 7 Morgan Park Raceway



ASBK.COM.AU f t i y

## bLU cRU OCEANIA JUNIOR CUP Qualifying 1

Date: 06/08/22  
Event: Q04  
Weather: Mostly cloudy - Temp: 16.1C  
Track: Mostly dry - Temp: 25.9C

Started at: 11:27:06  
Laps: 20 Min  
Starters: 19  
Printed at: 14:04

### PROVISIONAL LAP TIMES

No	Name	Lap 1	Lap 2	Lap 3	Lap 4	Lap 5	Lap 6	Lap 7	Lap 8	Lap 9	Lap 10	Lap 11	Lap 12	Lap 13
7	Sam DRANE (NSW)	1:49.805	1:44.072	1:43.855	1:43.362	1:43.347	1:42.776	1:42.053	1:42.121	1:43.834	1:42.316	2:01.102	<b>1:41.693</b>	2:27.339
13	Marcus HAMOD (NSW)	1:49.931	1:40.211	1:39.868	1:39.383	1:39.344	1:39.978	1:39.975	1:55.855	2:11.422	<b>1:39.020</b>	1:43.484	1:40.250	2:28.331
14	Harrison WATTS (QLD)	1:44.401	1:39.580	1:39.019	1:46.526	1:39.604	1:40.507	1:40.550	1:37.824	1:41.255	<b>1:36.864</b>	1:39.996	1:37.941	2:15.806
18	Elijah ANDREW (NSW)	2:03.600	1:47.063	1:48.218	1:46.360	1:45.573	1:45.022	1:43.788	1:44.420	1:43.933	1:43.203	<b>1:42.847</b>	1:43.183	2:38.180
27	Toby JAMES (VIC)	1:58.782	1:50.228	1:47.403	1:45.257	1:45.644	1:45.073	1:45.051	1:45.553	1:45.390	<b>1:43.607</b>	1:44.638	1:45.292	2:29.217
34	Teerin FLEMING (VIC)	2:03.894	1:45.113	1:43.367	1:40.073	<b>1:39.609</b>	1:39.981	1:40.097	1:39.619	1:43.650	1:42.780	1:39.870	1:40.007	2:32.186
37	Alexander CODEY (NSW)	1:52.917	1:43.239	1:42.483	1:42.912	1:43.228	1:44.238	1:40.458	1:42.225	1:43.277	<b>1:40.395</b>	1:41.366	1:41.181	2:10.995
40	Hunter CORNEY (QLD)	1:52.377	1:43.006	1:42.678	1:43.760	1:42.649	1:42.381	1:42.356	1:41.785	1:42.752	1:41.487	1:41.214	<b>1:41.098</b>	2:28.974
41	Hudson THOMPSON (NSW)	2:08.622	1:41.838	1:41.904	1:39.694	1:39.765	1:38.713	1:38.803	1:38.399	1:38.499	1:37.767	1:38.187	<b>1:37.728</b>	2:25.275
43	John PELGRAVE (QLD)	1:58.884	1:49.978	1:49.955	1:49.054	1:48.867	1:48.822	1:48.921	1:49.924	1:48.376	1:48.327	<b>1:47.589</b>	2:29.472	
46	William HUNT (NSW)	1:55.924	1:47.646	1:47.626	1:46.870	1:46.394	1:45.449	1:44.860	1:45.141	1:44.496	1:44.328	1:44.310	<b>1:43.587</b>	3:03.662
48	Valentino KNEZOVIC (NSW)	2:03.659	1:46.051	1:46.191	1:42.352	1:44.822	1:42.664	1:41.741	1:43.392	1:43.054	<b>1:41.725</b>	1:41.747	1:42.004	2:30.033
61	Ella McCAUSLAND (VIC)	2:04.218	1:45.554	1:47.272	1:43.305	1:42.834	1:42.806	1:41.583	2:27.348	2:18.272	1:41.837	<b>1:40.993</b>	2:24.303	
68	Ryan LARKIN (VIC)	1:56.241	1:44.844	1:43.882	1:43.464	1:42.387	1:41.026	1:40.731	<b>1:39.239</b>	1:43.517	1:42.479	1:40.556	1:40.333	2:17.653
72	Levi RUSSO (NSW)	2:08.051	1:42.607	1:45.885	1:41.340	1:46.640	1:41.177	1:39.687	1:39.451	<b>1:39.131</b>	1:53.417	1:41.303	1:40.668	2:16.947
74	Bodie PAIGE (QLD)	1:49.815	1:41.538	1:41.031	1:40.411	1:40.596	1:39.377	1:38.493	<b>1:37.796</b>	1:37.992	1:38.630	1:37.810	1:38.758	2:33.938
80	Cameron RENDE (SA)	1:46.770	1:40.813	1:40.753	1:39.936	1:40.184	1:40.194	1:40.048	1:39.259	1:38.922	1:39.041	<b>1:38.056</b>	1:38.410	2:19.714
88	Abbie CAMERON (WA)	1:59.087	1:50.663	1:47.836	1:44.362	1:44.180	1:43.981	1:44.939	1:43.541	1:42.837	<b>1:42.051</b>	1:43.428	1:42.838	2:23.472
99	Nixon FROST (VIC)	2:21.034	1:58.922	1:56.377	1:55.314	1:52.681	1:50.769	1:50.568	1:49.536	1:48.216	1:48.248	<b>1:47.667</b>	2:19.981	

\*\*\* Indicative qualifying time - 1:48.488 \*\*\*

The results are provisional until the end of the time limit for protests and appeals.

*Scott Lain*  
Chief Timekeeper - Scott Lain

*Tom Williams*  
Race Director - Tom Williams



www.computime.com.au  
COMPUTIME RACE TIMING SYSTEMS PTY LTD





# 2022 Round 5 : August 5 - 7

## Morgan Park Raceway



ASBK.COM.AU f t i y

### bLU cRU OCEANIA JUNIOR CUP

#### Qualifying 1

Date: 06/08/22  
 Event: Q04  
 Weather: Mostly cloudy - Temp: 16.1C  
 Track: Mostly dry - Temp: 25.9C

Started at: 11:27:06  
 Laps: 20 Min  
 Starters: 19  
 Printed at: 14:04

#### PROVISIONAL SPLIT TIMES

Lap	Split 1	Split 2	Split 3	Lap Time	Spd	Lap	Split 1	Split 2	Split 3	Lap Time	Spd
<b>7 Sam DRANE (NSW) (12th)</b>						7	33.893	34.794	31.863	1:40.550	123
1	41.036	36.034	32.735	1:49.805		8	<b>33.670</b>	<b>34.063</b>	30.091	1:37.824	122
2	35.962	35.717	32.393	1:44.072	119	9		1:10.945	30.310	1:41.255	126
3	35.849	35.851	32.155	1:43.855	120	10		1:06.896	<b>29.968</b>	<b>1:36.864</b>	123
4	35.642	35.408	32.312	1:43.362	120	11		1:09.859	30.137	1:39.996	129
5	35.646	35.773	31.928	1:43.347	120	12		1:07.852	30.089	1:37.941	123
6	35.564	35.195	32.017	1:42.776	119	13				2:15.806 P	
7	35.172	<b>35.176</b>	31.705	1:42.053	122	<b>18 Elijah ANDREW (NSW) (15th)</b>					
8	<b>35.066</b>	35.498	<b>31.557</b>	1:42.121	124	1	52.651	37.110	33.839	2:03.600	
9		1:10.317	33.517	1:43.834	124	2	37.396	36.283	33.384	1:47.063	117
10		1:10.696	31.620	1:42.316	122	3	37.216	37.205	33.797	1:48.218	120
11		1:28.933	32.169	2:01.102	121	4	36.999	36.439	32.922	1:46.360	121
12		1:10.034	31.659	<b>1:41.693</b>	123	5	36.547	36.140	32.886	1:45.573	118
13				2:27.339 P		6	36.363	35.837	32.822	1:45.022	117
<b>13 Marcus HAMOD (NSW) (5th)</b>						7	<b>35.817</b>	<b>35.459</b>	32.512	1:43.788	119
1	43.174	35.637	31.120	1:49.931		8	35.890	35.690	32.840	1:44.420	119
2	34.513	34.861	30.837	1:40.211	122	9		1:11.194	32.739	1:43.933	121
3	34.278	34.838	30.752	1:39.868	119	10		1:10.899	32.304	1:43.203	119
4	34.131	34.474	30.778	1:39.383	120	11		1:10.492	32.355	<b>1:42.847</b>	119
5	<b>34.059</b>	<b>34.437</b>	30.848	1:39.344	120	12		1:10.952	<b>32.231</b>	1:43.183	119
6	34.520	34.722	30.736	1:39.978	121	13				2:38.180 P	120
7	34.498	34.867	30.610	1:39.975	119	<b>27 Toby JAMES (VIC) (17th)</b>					
8	34.637	34.652	46.566	1:55.855 P	120	1	45.418	38.700	34.664	1:58.782	
9		1:40.456	30.966	2:11.422		2	38.382	37.458	34.388	1:50.228	115
10		1:08.500	<b>30.520</b>	<b>1:39.020</b>	121	3	37.317	36.533	33.553	1:47.403	114
11		1:11.399	32.085	1:43.484	121	4	<b>35.939</b>	36.218	33.100	1:45.257	118
12		1:09.220	31.030	1:40.250	118	5	36.513	36.274	32.857	1:45.644	117
13				2:28.331 P		6	36.055	<b>36.083</b>	32.935	1:45.073	117
<b>14 Harrison WATTS (QLD) (1st)</b>						7	36.181	36.125	32.745	1:45.051	116
1	39.077	34.491	30.833	1:44.401		8	36.276	36.157	33.120	1:45.553	117
2	34.574	34.436	30.570	1:39.580	120	9	36.237	36.413	32.740	1:45.390	117
3	34.179	34.348	30.492	1:39.019	121	10		1:11.116	<b>32.491</b>	<b>1:43.607</b>	118
4	35.917	37.651	32.958	1:46.526	121	11		1:11.654	32.984	1:44.638	117
5	35.395	34.090	30.119	1:39.604	121	12		1:12.262	33.030	1:45.292	116
6	35.639	34.711	30.157	1:40.507	124	13				2:29.217 P	

*Scott Lain*  
 Chief Timekeeper - Scott Lain

*Tom Williams*  
 Race Director - Tom Williams





# 2022 Round 5 : August 5 - 7

## Morgan Park Raceway



ASBK.COM.AU f t i y

### bLU cRU OCEANIA JUNIOR CUP

#### Qualifying 1

Date: 06/08/22  
 Event: Q04  
 Weather: Mostly cloudy - Temp: 16.1C  
 Track: Mostly dry - Temp: 25.9C

Started at: 11:27:06  
 Laps: 20 Min  
 Starters: 19  
 Printed at: 14:04

#### PROVISIONAL SPLIT TIMES

Lap	Split 1	Split 2	Split 3	Lap Time	Spd	Lap	Split 1	Split 2	Split 3	Lap Time	Spd
<b>34 Teerin FLEMING (VIC) (8th)</b>						7	<u>35.057</u>	35.276	32.023	1:42.356	121
1	53.134	37.445	33.315	2:03.894		8	35.490	<u>35.046</u>	31.249	1:41.785	121
2	36.645	35.535	32.933	1:45.113	123	9		1:10.144	32.608	1:42.752	123
3	36.629	35.502	31.236	1:43.367	118	10		1:10.107	31.380	1:41.487	122
4	34.868	34.611	<u>30.594</u>	1:40.073	120	11		1:09.807	31.407	1:41.214	122
5	34.212	34.584	30.813	<u>1:39.609</u>	124	12		1:09.942	<u>31.156</u>	<u>1:41.098</u>	122
6	34.049	34.671	31.261	1:39.981	125	13				2:28.974 P	
7	34.485	34.904	30.708	1:40.097	125	<b>41 Hudson THOMPSON (NSW) (2nd)</b>					
8	<u>33.938</u>	<u>34.420</u>	31.261	1:39.619	122	1	1:00.445	37.007	31.170	2:08.622	
9		1:10.156	33.494	1:43.650	125	2	34.840	35.006	31.992	1:41.838	120
10		1:10.955	31.825	1:42.780	124	3	36.051	34.672	31.181	1:41.904	118
11	34.227	34.671	30.972	1:39.870	122	4	34.334	34.786	30.574	1:39.694	121
12		1:09.374	30.633	1:40.007	121	5	34.647	34.528	30.590	1:39.765	121
13				2:32.186 P		6	33.941	<u>34.305</u>	30.467	1:38.713	121
<b>37 Alexander CODEY (NSW) (9th)</b>						7	<u>33.645</u>	34.537	30.621	1:38.803	122
1	43.906	37.355	31.656	1:52.917		8	33.730	34.399	30.270	1:38.399	126
2	35.378	35.773	32.088	1:43.239	120	9		1:08.097	30.402	1:38.499	123
3	<u>35.085</u>	35.103	32.295	1:42.483	116	10		1:07.600	30.167	1:37.767	122
4	35.299	35.384	32.229	1:42.912	118	11		1:07.633	30.554	1:38.187	122
5	35.258	35.955	32.015	1:43.228	118	12		1:07.598	<u>30.130</u>	<u>1:37.728</u>	121
6	35.817	36.991	31.430	1:44.238	120	13				2:25.275 P	
7	35.349	<u>34.462</u>	<u>30.647</u>	1:40.458	117	<b>43 John PELGRAVE (QLD) (18th)</b>					
8	35.476	35.024	31.725	1:42.225	124	1	45.230	38.565	35.089	1:58.884	
9		1:10.412	32.865	1:43.277	123	2	38.159	37.270	34.549	1:49.978	117
10		1:09.527	30.868	<u>1:40.395</u>	118	3	38.092	37.659	34.204	1:49.955	115
11		1:09.892	31.474	1:41.366	123	4	37.516	37.370	34.168	1:49.054	119
12		1:09.924	31.257	1:41.181	120	5	37.662	<u>36.997</u>	34.208	1:48.867	118
13				2:10.995 P		6	<u>37.247</u>	37.426	34.149	1:48.822	116
<b>40 Hunter CORNEY (QLD) (11th)</b>						7	37.256	37.541	34.124	1:48.921	116
1	42.988	37.243	32.146	1:52.377		8		1:15.330	34.594	1:49.924	117
2	35.506	35.875	31.625	1:43.006	121	9		1:14.426	33.950	1:48.376	116
3	35.121	35.321	32.236	1:42.678	121	10		1:14.301	34.026	1:48.327	118
4	35.691	35.285	32.784	1:43.760	123	11		1:14.356	<u>33.233</u>	<u>1:47.589</u>	118
5	35.462	35.368	31.819	1:42.649	122	12				2:29.472 P	
6	35.091	35.485	31.805	1:42.381	123						

*Scott Lain*  
 Chief Timekeeper - Scott Lain

*Tom Williams*  
 Race Director - Tom Williams





# 2022 Round 5 : August 5 - 7

## Morgan Park Raceway



ASBK.COM.AU f t i y

### bLU cRU OCEANIA JUNIOR CUP

#### Qualifying 1

Date: 06/08/22  
 Event: Q04  
 Weather: Mostly cloudy - Temp: 16.1C  
 Track: Mostly dry - Temp: 25.9C

Started at: 11:27:06  
 Laps: 20 Min  
 Starters: 19  
 Printed at: 14:04

#### PROVISIONAL SPLIT TIMES

Lap	Split 1	Split 2	Split 3	Lap Time	Spd	Lap	Split 1	Split 2	Split 3	Lap Time	Spd
<b>46 William HUNT (NSW) (16th)</b>						7	<b>35.204</b>	<b>34.937</b>	31.442	1:41.583	115
1	42.387	39.834	33.703	1:55.924		8	35.742	36.520	1:15.086	2:27.348 P	120
2	37.366	37.176	33.104	1:47.646	116	9		1:46.986	<b>31.286</b>	2:18.272	
3	36.788	37.245	33.593	1:47.626	117	10		1:10.339	31.498	1:41.837	117
4	36.730	37.084	33.056	1:46.870	117	11		1:09.613	31.380	<b>1:40.993</b>	118
5	36.665	36.810	32.919	1:46.394	120	12				2:24.303 P	
6	36.164	36.623	32.662	1:45.449	119	<b>68 Ryan LARKIN (VIC) (7th)</b>					
7	<b>35.706</b>	36.767	32.387	1:44.860	118	1	45.913	37.597	32.731	1:56.241	
8	36.542	<b>36.362</b>	32.237	1:45.141	118	2	36.114	36.520	32.210	1:44.844	121
9		1:12.200	32.296	1:44.496	120	3	35.367	36.179	32.336	1:43.882	119
10		1:11.953	32.375	1:44.328	117	4	35.270	35.991	32.203	1:43.464	119
11		1:12.328	31.982	1:44.310	118	5	34.898	35.608	31.881	1:42.387	119
12		1:11.778	<b>31.809</b>	<b>1:43.587</b>	118	6	34.771	35.159	31.096	1:41.026	119
13				3:03.662 P	111	7	34.562	35.035	31.134	1:40.731	121
<b>48 Valentino KNEZOVIC (NSW) (13th)</b>						8	<b>33.909</b>	<b>34.836</b>	<b>30.494</b>	<b>1:39.239</b>	123
1	52.836	37.271	33.552	2:03.659		9		1:09.975	33.542	1:43.517	128
2	36.270	35.872	33.909	1:46.051	119	10		1:10.776	31.703	1:42.479	121
3	37.387	35.954	32.850	1:46.191	116	11	34.419	35.250	30.887	1:40.556	123
4	35.623	35.265	31.464	1:42.352	118	12		1:09.540	30.793	1:40.333	123
5	36.588	35.636	32.598	1:44.822	120	13				2:17.653 P	
6	35.849	<b>35.145</b>	31.670	1:42.664	114	<b>72 Levi RUSSO (NSW) (6th)</b>					
7	<b>35.044</b>	35.162	31.535	1:41.741	119	1	59.583	36.218	32.250	2:08.051	
8	35.632	35.958	31.802	1:43.392	119	2	35.237	36.125	31.245	1:42.607	119
9		1:10.835	32.219	1:43.054	120	3	36.526	36.031	33.328	1:45.885	123
10		1:10.536	<b>31.189</b>	<b>1:41.725</b>	118	4	34.780	34.989	31.571	1:41.340	124
11		1:10.145	31.602	1:41.747	120	5	35.085	39.773	31.782	1:46.640	120
12		1:10.425	31.579	1:42.004	119	6	34.633	35.019	31.525	1:41.177	123
13				2:30.033 P		7	34.512	34.565	30.610	1:39.687	121
<b>61 Ella McCAUSLAND (VIC) (10th)</b>						8	<b>34.346</b>	<b>34.522</b>	30.583	1:39.451	121
1	53.413	37.373	33.432	2:04.218		9		1:08.644	<b>30.487</b>	<b>1:39.131</b>	122
2	37.369	36.119	32.066	1:45.554	122	10		1:22.579	30.838	1:53.417	122
3	37.366	37.312	32.594	1:47.272	120	11		1:09.180	32.123	1:41.303	122
4	35.691	35.889	31.725	1:43.305	120	12		1:09.985	30.683	1:40.668	123
5	35.410	35.798	31.626	1:42.834	119	13				2:16.947 P	
6	35.266	35.473	32.067	1:42.806	122						

*Scott Lain*  
 Chief Timekeeper - Scott Lain

*Tom Williams*  
 Race Director - Tom Williams





# Round 5 : August 5 - 7 Morgan Park Raceway



ASBK.COM.AU f t i y

## bLU cRU OCEANIA JUNIOR CUP Qualifying 1

Date: 06/08/22  
Event: Q04  
Weather: Mostly cloudy - Temp: 16.1C  
Track: Mostly dry - Temp: 25.9C

Started at: 11:27:06  
Laps: 20 Min  
Starters: 19  
Printed at: 14:04

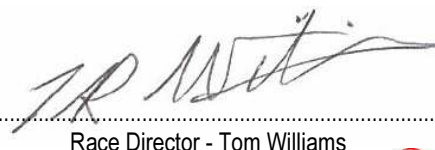
### PROVISIONAL SPLIT TIMES

Lap	Split 1	Split 2	Split 3	Lap Time	Spd	Lap	Split 1	Split 2	Split 3	Lap Time	Spd
<b>74 Bodie PAIGE (QLD) (3rd)</b>						<b>88 Abbie CAMERON (WA) (14th)</b>					
1	42.315	35.460	32.040	1:49.815		1	48.968	36.980	33.139	1:59.087	
2	34.850	35.212	31.476	1:41.538	121	2	38.448	37.417	34.798	1:50.663	116
3	34.563	34.819	31.649	1:41.031	121	3	37.788	37.274	32.774	1:47.836	116
4	34.468	34.577	31.366	1:40.411	121	4	35.811	<b>35.536</b>	33.015	1:44.362	120
5	34.639	34.684	31.273	1:40.596	121	5	36.740	35.691	31.749	1:44.180	119
6	34.306	34.447	30.624	1:39.377	121	6	<b>35.500</b>	35.662	32.819	1:43.981	117
7	33.749	34.344	30.400	1:38.493	122	7	35.802	36.672	32.465	1:44.939	120
8	<b>33.723</b>	<b>33.781</b>	<b>30.292</b>	<b>1:37.796</b>	124	8	36.108	35.704	31.729	1:43.541	118
9		1:07.698	30.294	1:37.992	126	9		1:11.258	31.579	1:42.837	119
10		1:08.240	30.390	1:38.630	128	10		1:10.541	<b>31.510</b>	<b>1:42.051</b>	118
11		1:07.513	30.297	1:37.810	124	11		1:11.754	31.674	1:43.428	118
12		1:08.180	30.578	1:38.758	124	12		1:11.144	31.694	1:42.838	117
13				2:33.938 P		13				2:23.472 P	
<b>80 Cameron RENDE (SA) (4th)</b>						<b>99 Nixon FROST (VIC) (19th)</b>					
1	40.203	35.369	31.198	1:46.770		1	59.969	42.990	38.075	2:21.034	
2	34.863	35.014	30.936	1:40.813	120	2	41.646	40.415	36.861	1:58.922	115
3	34.956	34.788	31.009	1:40.753	120	3	40.293	39.258	36.826	1:56.377	116
4	34.588	34.639	30.709	1:39.936	121	4	40.232	39.375	35.707	1:55.314	116
5	35.030	<b>34.489</b>	30.665	1:40.184	122	5	39.364	38.788	34.529	1:52.681	116
6	35.035	34.618	30.541	1:40.194	121	6	38.343	38.575	33.851	1:50.769	117
7	34.738	34.750	30.560	1:40.048	122	7	<b>38.316</b>	<b>38.279</b>	33.973	1:50.568	119
8	<b>34.314</b>	34.556	30.389	1:39.259	123	8		1:15.376	34.160	1:49.536	119
9		1:08.576	30.346	1:38.922	123	9		1:14.596	33.620	1:48.216	121
10		1:08.987	<b>30.054</b>	1:39.041	123	10		1:14.568	33.680	1:48.248	119
11		1:07.938	30.118	<b>1:38.056</b>	127	11		1:14.131	<b>33.536</b>	<b>1:47.667</b>	118
12		1:08.299	30.111	1:38.410	125	12				2:19.981 P	
13				2:19.714 P							

\*\*\* Indicative qualifying time - 1:48.488 \*\*\*

The results are provisional until the end of the time limit for protests and appeals.

  
Chief Timekeeper - Scott Lain

  
Race Director - Tom Williams



www.computime.com.au  
COMPUTIME RACE TIMING SYSTEMS PTY LTD





# Round 5 : August 5 - 7 Morgan Park Raceway



ASBK.COM.AU

## bLU cRU OCEANIA JUNIOR CUP Qualifying 1

Date: 06/08/22  
Event: Q04  
Weather: Mostly cloudy - Temp: 16.1C  
Track: Mostly dry - Temp: 25.9C

Started at: 11:27:06  
Laps: 20 Min  
Starters: 19  
Printed at: 14:04

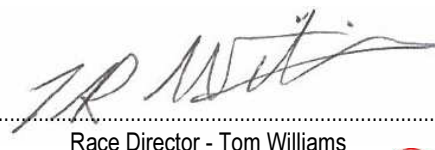
### PROVISIONAL FASTEST LAPS SEQUENCE

Race Time	No	Name	Machine	Fastest Lap	On Lap
3:23.981	14	Harrison WATTS (QLD)	Yamaha YZF-R15	1:39.580	2
5:03.000	14	Harrison WATTS (QLD)	Yamaha YZF-R15	1:39.019	3
10:30.536	41	Hudson THOMPSON (NSW)	Yamaha YZF-R15	1:38.713	6
11:51.261	74	Bodie PAIGE (QLD)	Yamaha YZF-R15	1:38.493	7
13:28.011	14	Harrison WATTS (QLD)	Yamaha YZF-R15	1:37.824	8
13:29.057	74	Bodie PAIGE (QLD)	Yamaha YZF-R15	1:37.796	8
16:46.130	14	Harrison WATTS (QLD)	Yamaha YZF-R15	1:36.864	10

\*\*\* Indicative qualifying time - 1:48.488 \*\*\*

The results are provisional until the end of the time limit for protests and appeals.

  
Chief Timekeeper - Scott Lain

  
Race Director - Tom Williams



[www.computime.com.au](http://www.computime.com.au)  
COMPUTIME RACE TIMING SYSTEMS PTY LTD





# Round 5 : August 5 - 7 Morgan Park Raceway



ASBK.COM.AU f t i y

## bLU cRU OCEANIA JUNIOR CUP Qualifying 1

Date: 06/08/22  
Event: Q04  
Weather: Mostly cloudy - Temp: 16.1C  
Track: Mostly dry - Temp: 25.9C

Started at: 11:27:06  
Laps: 20 Min  
Starters: 19  
Printed at: 14:04

### PROVISIONAL BEST PARTIAL TIMES

Pos	Split 1		Split 2		Split 3		LAP		
	Name	Time	Name	Time	Name	Time	Name	Ideal	Fastest
1	H. THOMPSON	33.645	B. PAIGE	33.781	H. WATTS	29.968	H. WATTS	1:36.864	1:36.864
2	H. WATTS	33.670	H. WATTS	34.063	C. RENDE	30.054	H. THOMPSON	1:37.728	1:37.728
3	B. PAIGE	33.723	H. THOMPSON	34.305	H. THOMPSON	30.130	B. PAIGE	1:37.796	1:37.796
4	R. LARKIN	33.909	T. FLEMING	34.420	B. PAIGE	30.292	C. RENDE	1:38.056	1:38.056
5	T. FLEMING	33.938	M. HAMOD	34.437	L. RUSSO	30.487	T. FLEMING	1:38.952	1:39.609
6	M. HAMOD	34.059	A. CODEY	34.462	R. LARKIN	30.494	M. HAMOD	1:39.016	1:39.020
7	C. RENDE	34.314	C. RENDE	34.489	M. HAMOD	30.520	L. RUSSO	1:39.131	1:39.131
8	L. RUSSO	34.346	L. RUSSO	34.522	T. FLEMING	30.594	R. LARKIN	1:39.239	1:39.239
9	V. KNEZOVIC	35.044	R. LARKIN	34.836	A. CODEY	30.647	A. CODEY	1:40.194	1:40.395
10	H. CORNEY	35.057	E. McCAUSLAND	34.937	H. CORNEY	31.156	E. McCAUSLA	1:40.993	1:40.993
11	S. DRANE	35.066	H. CORNEY	35.046	V. KNEZOVIC	31.189	H. CORNEY	1:41.098	1:41.098
12	A. CODEY	35.085	V. KNEZOVIC	35.145	E. McCAUSLAND	31.286	V. KNEZOVIC	1:41.378	1:41.725
13	E. McCAUSLAND	35.204	S. DRANE	35.176	A. CAMERON	31.510	S. DRANE	1:41.693	1:41.693
14	A. CAMERON	35.500	E. ANDREW	35.459	S. DRANE	31.557	A. CAMERON	1:42.051	1:42.051
15	W. HUNT	35.706	A. CAMERON	35.536	W. HUNT	31.809	E. ANDREW	1:42.847	1:42.847
16	E. ANDREW	35.817	T. JAMES	36.083	E. ANDREW	32.231	W. HUNT	1:43.587	1:43.587
17	T. JAMES	35.939	W. HUNT	36.362	T. JAMES	32.491	T. JAMES	1:43.607	1:43.607
18	J. PELGRAVE	37.247	J. PELGRAVE	36.997	J. PELGRAVE	33.233	J. PELGRAVE	1:47.477	1:47.589
19	N. FROST	38.316	N. FROST	38.279	N. FROST	33.536	N. FROST	1:47.667	1:47.667

\*\*\* Indicative qualifying time - 1:48.488 \*\*\*

The results are provisional until the end of the time limit for protests and appeals.

*Scott Lain*  
Chief Timekeeper - Scott Lain

*Tom Williams*  
Race Director - Tom Williams



www.computime.com.au  
COMPUTIME RACE TIMING SYSTEMS PTY LTD







# Round 5 : August 5 - 7 Morgan Park Raceway



ASBK.COM.AU f t i y

## bLU cRU OCEANIA JUNIOR CUP Qualifying 1

Date: 06/08/22  
Event: Q04  
Weather: Mostly cloudy - Temp: 16.1C  
Track: Mostly dry - Temp: 25.9C


Started at: 11:27:06  
Laps: 20 Min  
Starters: 19  
Printed at: 14:04

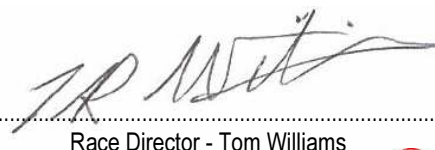
### PROVISIONAL RACE INFORMATION

Time	Description
11:25:07	Pit exit open in 2:00
11:27:06	Event Start
11:27:08	PIT EXIT OPEN
11:47:09	Chequered Flag
11:47:55	TRACK IS NOW DECLARED DRY
11:52:00	Event Finish

\*\*\* Indicative qualifying time - 1:48.488 \*\*\*

The results are provisional until the end of the time limit for protests and appeals.

  
.....  
Chief Timekeeper - Scott Lain

  
.....  
Race Director - Tom Williams



[www.computime.com.au](http://www.computime.com.au)  
COMPUTIME RACE TIMING SYSTEMS PTY LTD

